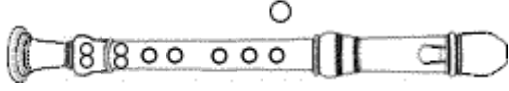





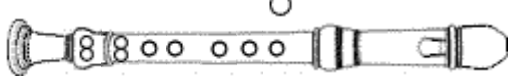















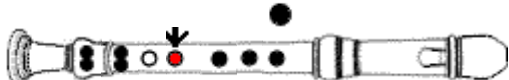
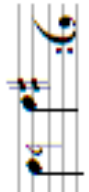
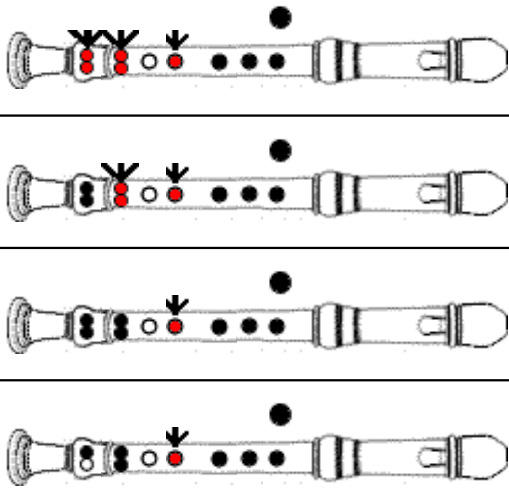


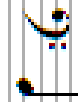
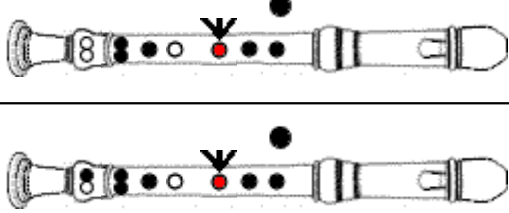

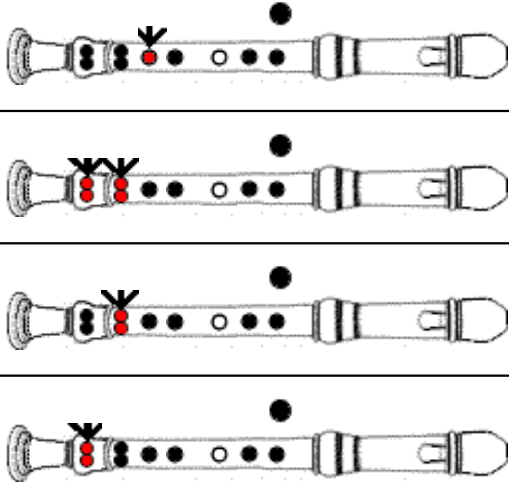

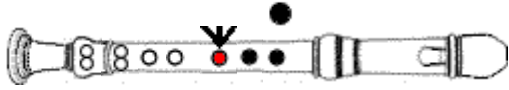

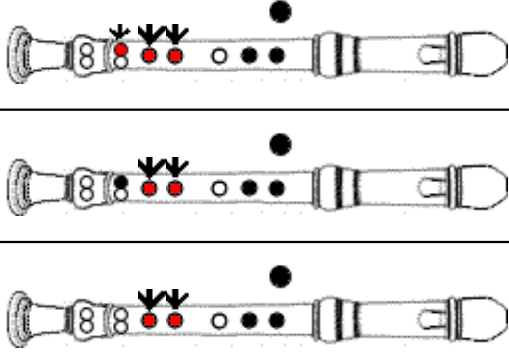




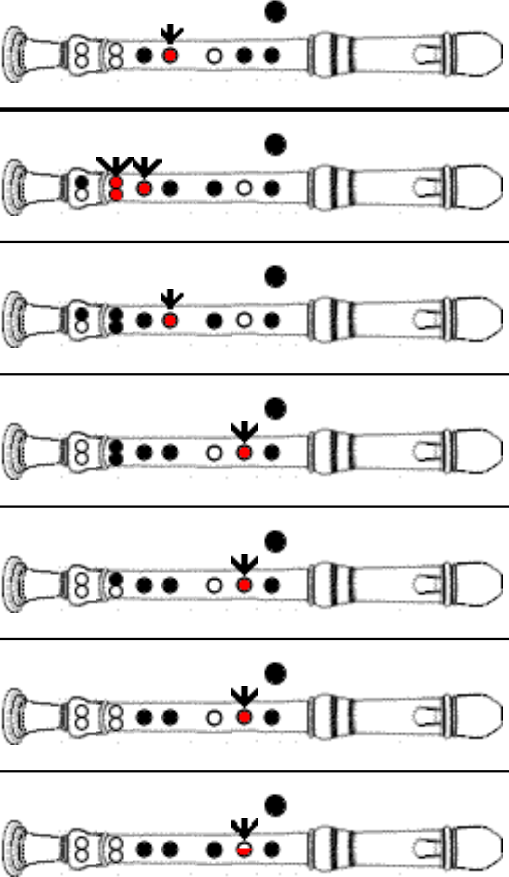

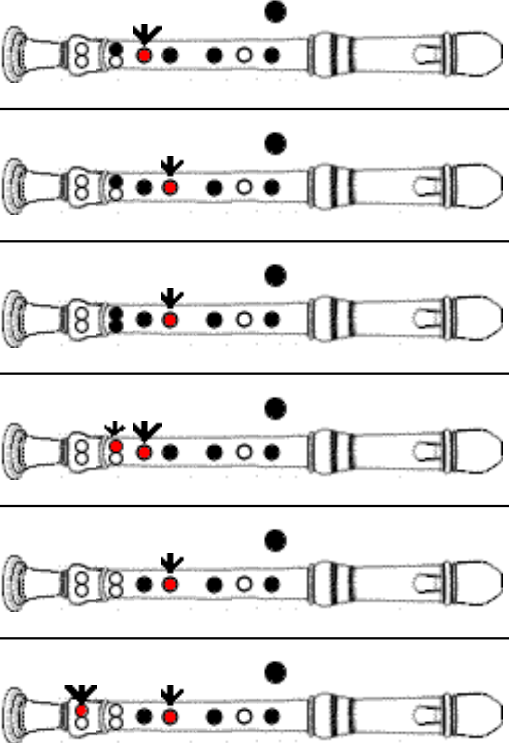

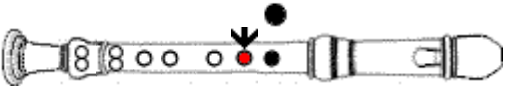


Blockis recorder fingerings

-- Trill fingerings -- Bass

F trill with G#/Ab 1st octave	(*1)			F trill with G#/Ab 1st octave
F trill with G 1st octave				F trill with G 1st octave
F#/Gb trill with G 1st octave				F#/Gb trill with G 1st octave
F#/Gb trill with G#/Ab 1st octave	(*1)			F#/Gb trill with G#/Ab 1st octave
G trill with G#/Ab 1st octave	only for Kueng Superio Bass			G trill with G#/Ab 1st octave
G trill with A 1st octave				G trill with A 1st octave
G#/Ab trill with A 1st octave				G#/Ab trill with A 1st octave
G#/Ab trill with A#/Bb 1st octave		 		G#/Ab trill with A#/Bb 1st octave
A trill with A#/Bb 1st octave				A trill with A#/Bb 1st octave
A trill with B 1st octave				A trill with B 1st octave
A#/Bb trill with B 1st octave		 		A#/Bb trill with B 1st octave

-- Trill fingerings -- Bass

<p>A#/Bb trill with C 1st octave</p>			<p>A#/Bb trill with C 1st octave</p>
<p>B trill with C 1st octave</p>			<p>B trill with C 1st octave</p>
<p>B trill with C#/Db 1st octave</p>			<p>B trill with C#/Db 1st octave</p>
<p>C trill with C#/Db 1st octave</p>			<p>C trill with C#/Db 1st octave</p>
<p>C trill with D 1st octave</p>			<p>C trill with D 1st octave</p>
<p>C#/Db trill with D 1st octave</p>			<p>C#/Db trill with D 1st octave</p>

<p>C#/Db trill with D#/Eb 1st octave</p>		
<p>D trill with D#/Eb 1st octave</p>		 <p style="text-align: right;">blow gentle</p>
<p>D trill with E 1st octave</p>		
<p>D#/Eb trill with E 1st octave</p>		

-- Trill fingerings -- Bass

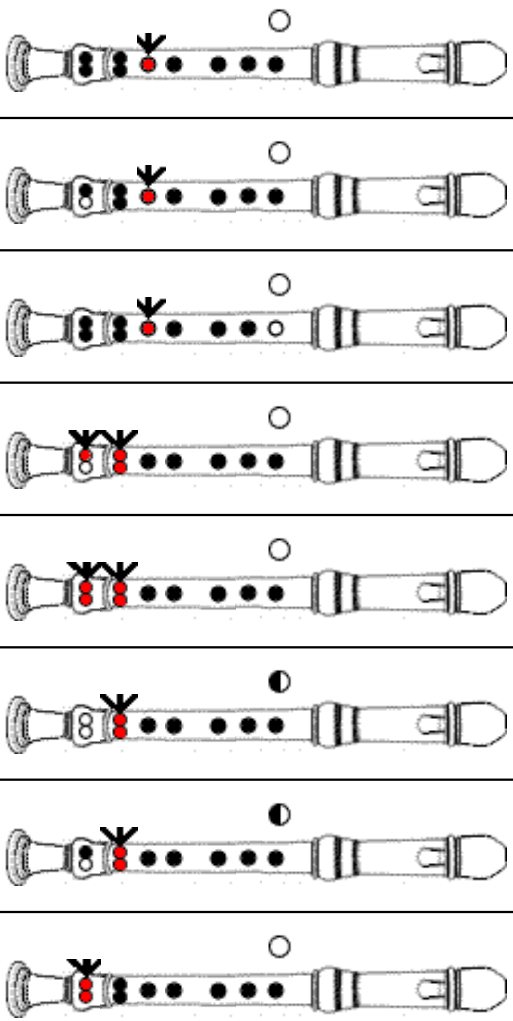
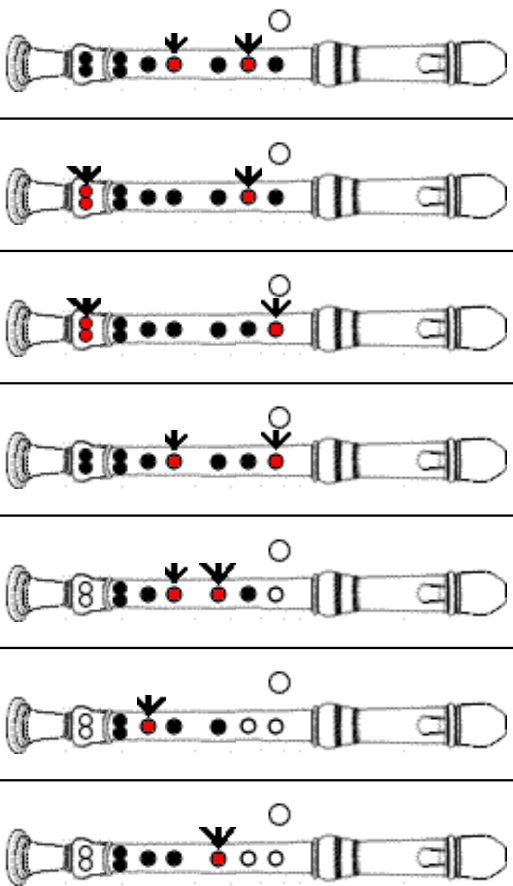
			<p>D#/Eb trill with F 1st octave</p>
			<p>E trill with F 1st octave</p>
			<p>E trill with F#/Gb 1st octave</p>
			<p>F trill with F#/Gb 2nd octave</p>

-- Trill fingerings -- Bass

			<p>F trill with G 2nd octave</p>
<p>F# trill with G 2nd octave</p>			<p>F#/Gb trill with G# / Ab 2nd octave</p>
<p>F#/Gb trill with G# / Ab 2nd octave</p>			<p>G trill with G# / Ab 2nd octave</p>
<p>G trill with G# / Ab 2nd octave</p>			



G
trill with
A
2nd octave

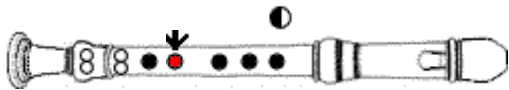

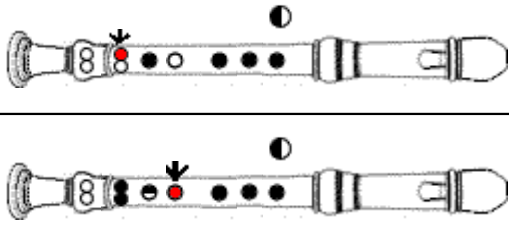

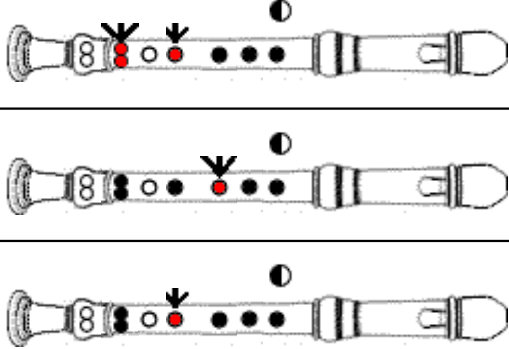

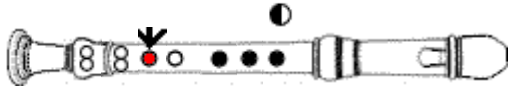

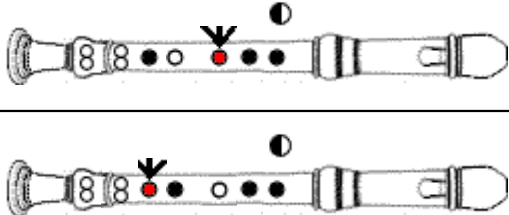

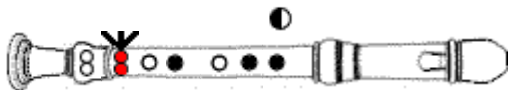

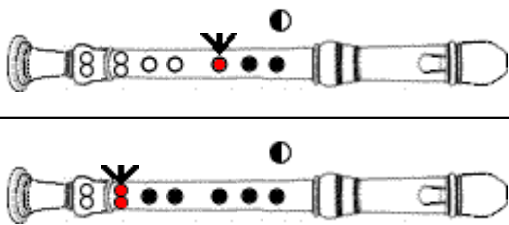

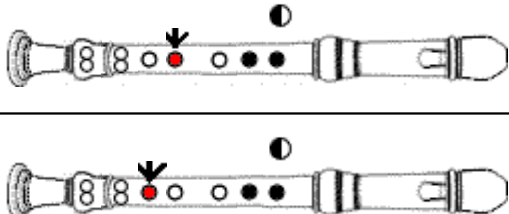



G
trill with
A
2nd octave


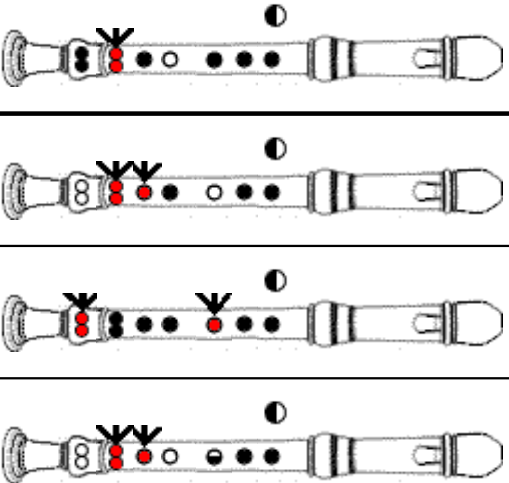

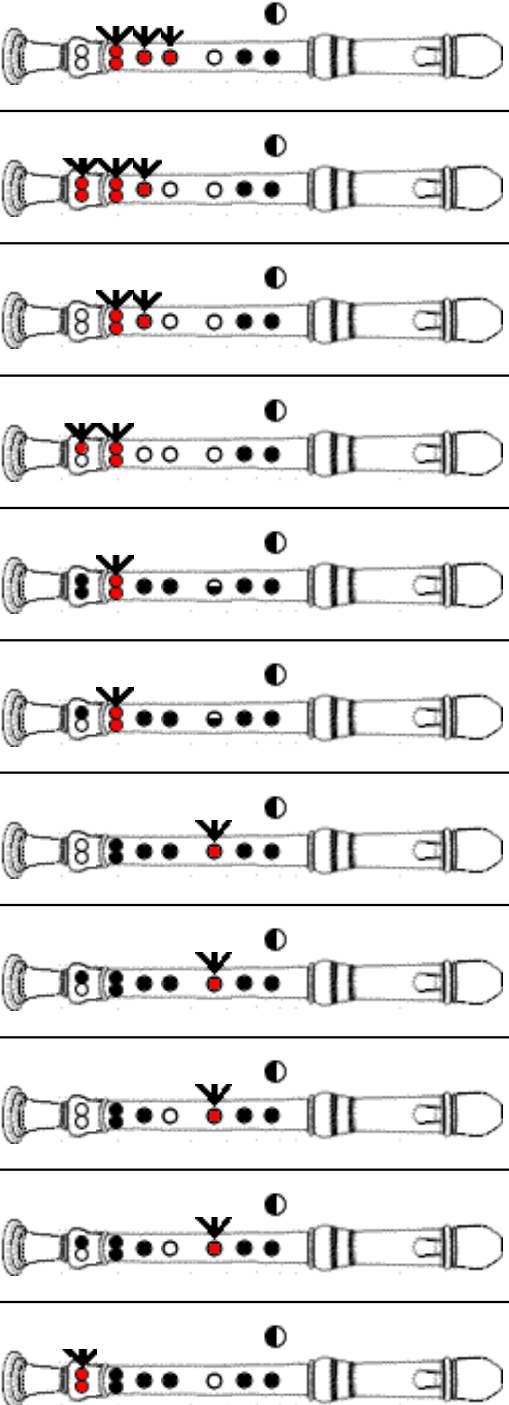
-- Trill fingerings -- Bass

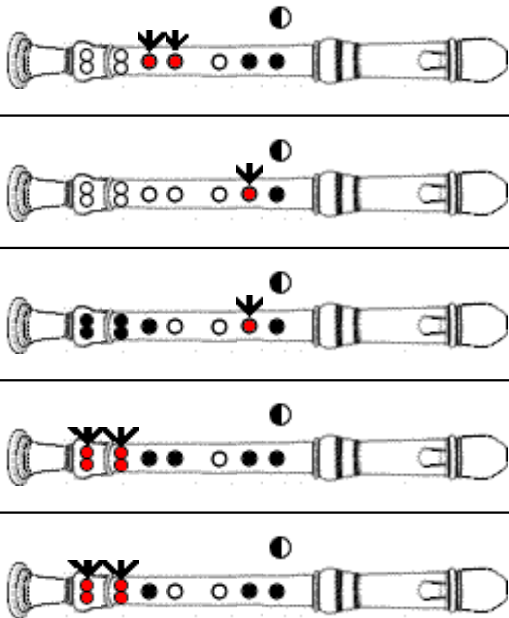

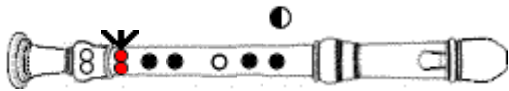

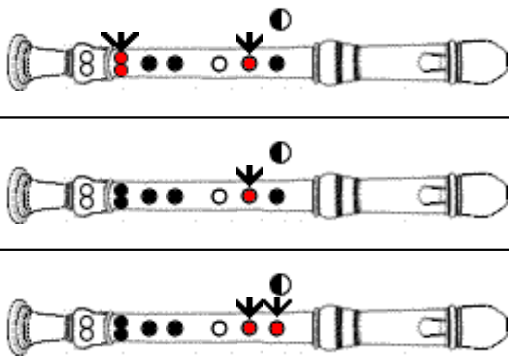

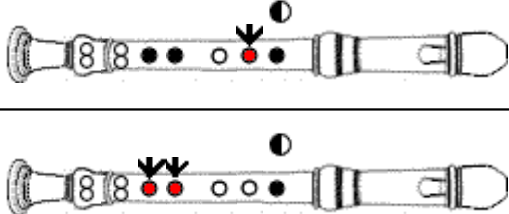

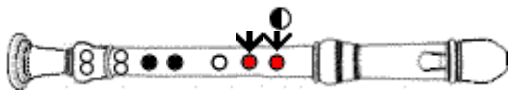

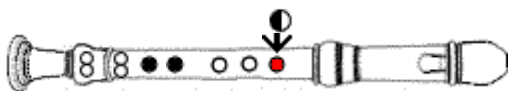



		<p>G#/Ab trill with A 2nd octave</p>
<p>G#/Ab trill with A 2nd octave</p>		<p>G#/Ab trill with A#/Bb 2nd octave</p>
<p>A trill with A#/Bb 2nd octave</p>	<p style="text-align: right;">blow gentle</p>	<p>A trill with A#/Bb 2nd octave</p>

-- Trill fingerings -- Bass

<p>A trill with B 2nd octave</p>				<p>A trill with B 2nd octave</p>
<p>A#/Bb trill with B 2nd octave</p>				<p>A#/Bb trill with B 2nd octave</p>
<p>A#/Bb trill with C 2nd octave</p>				<p>A#/Bb trill with C 2nd octave</p>
<p>B trill with C 2nd octave</p>				<p>B trill with C 2nd octave</p>
<p>B trill with C#/Db 2nd octave</p>				<p>B trill with C#/Db 2nd octave</p>
<p>C trill with C#/Db 2nd octave</p>				<p>C trill with C#/Db 2nd octave</p>
<p>C trill with D 2nd octave</p>	<p>only for Kueng Superio GB</p>			<p>C trill with D 2nd octave</p>
<p>C#/Db trill with D 2nd octave</p>				<p>C#/Db trill with D 2nd octave</p>

-- Trill fingerings -- Bass

<p>C#/Db trill with D#/Eb 2nd octave</p>		
<p>D trill with D#/Eb 2nd octave</p>		

<p>D trill with E 2nd octave</p>				<p>D trill with E 2nd octave</p>
<p>D#/Eb trill with E 2nd octave</p>				<p>D#/Eb trill with E 2nd octave</p>
<p>D#/Eb trill with F 2nd octave</p>				<p>D#/Eb trill with F 2nd octave</p>
<p>E trill with F 2nd octave</p>				<p>E trill with F 2nd octave</p>
<p>E trill with F#/Gb 2nd octave</p>				<p>E trill with F#/Gb 2nd octave</p>
<p>F trill with F#/Gb 3rd octave</p>				<p>F trill with F#/Gb 3rd octave</p>
<p>F trill with G 3rd octave</p>				<p>F trill with G 3rd octave</p>

-- Trill fingerings -- Bass

				F#/Gb trill with G 3rd octave
F#/Gb trill with G 3rd octave				
	only for Alto			
	only for Alto			
F#/Gb trill with G#/Ab 3rd octave				F#/Gb trill with G#/Ab 3rd octave
G trill with G#/Ab 3rd octave	only for Alto			G trill with G#/Ab 3rd octave
	only for Alto			
G trill with A 3rd octave	(*1)			G trill with A 3rd octave
G#/Ab trill with A 3rd octave	only for Alto			G#/Ab trill with A 3rd octave
G#/Ab trill with A#/Bb 3rd octave	(*1)			G#/Ab trill with A#/Bb 3rd octave

(*1) = Fingering not available

>>> The first fingering is the recommended fingering, the others are alternative fingerings.

>>> Solid black circle below the foot joint: Close bell hole with your knee.

= Red filled holes marked with an arrow are the trill fingers.

= Two arrows: Trill alternating with these fingers.